

# Smart Skills

*Exam Preparation  
for Cambridge*  
**A2 Key**



*Andrew Betsis  
Linda Lethem*

## Smart Skills A2 Key

- **Smart Skills A2 Key** consists of 12 theme-based units with engaging topics combined with extensive preparation for the revised, 2020 A2 Key and A2 Key fS exam.
- Each unit covers all the necessary Vocabulary, Grammar and exam tasks in all 4 skills: Reading, Writing, Listening, Speaking
- QR Codes are used for the listening section, for easy streaming
- Grammar Reference that includes the main grammar points tested in the A2 Key exam.

**Self-Study Edition** available with a comprehensive guide including:

- Audioscripts, Answer Key & Audio CD MP3
- Sample Answers for the Writing & Speaking sections

### How to use a QR code

This book has QR codes on some pages. These instructions will show you how to use these QR codes, to enjoy the audio streaming of the recordings for the Listening activities.

### What is a QR code?

A QR code is a two-dimensional barcode that can be 'read' using a special app on any tablet or smartphone. If you have an i-phone you can just use your phone's camera.

### How do I use the QR code?

You will find the QR code on certain pages of the book. It looks like the one above. Use the QR reader app on your smartphone or tablet, and hold it over the QR code, lining up the corners on the screen with the corners of the QR code.

After a second or two, the reader should direct you to a webpage where the recording for the Listening activity can be listened to via a web-based player. The audio recording will then be played for you to listen. Then you can answer the questions of the activity.



**QR Codes**  
for the Listening Tasks  
for audio streaming

Published by GLOBAL ELT LTD

[www.globalelt.co.uk](http://www.globalelt.co.uk) email: [orders@globalelt.co.uk](mailto:orders@globalelt.co.uk)

Copyright ©GLOBAL ELT LTD 2020

Andrew Betsis, Linda Lethem, Maria Windsor

Contributors: Lawrence Mamas, Marianna Georgopoulou and Varvara Vallianatou

Every effort has been made to trace the copyright holders and we apologise in advance for any unintentional omission. We will be happy to insert the appropriate acknowledgements in any subsequent editions.

The authors and publishers wish to acknowledge the use of material: 123RF for the photos used.

All rights reserved. No part of this publication may be reproduced, stored in a retrieval system, or transmitted in any form or by any means, electronic, mechanical, photocopying, recording or otherwise, without the prior permission in writing of the Publisher. Any person who does any unauthorised act in relation to this publication may be liable to criminal prosecution and civil claims for damages.

A catalogue record of this book is available from the British Library.

### Components:

- Smart Skills A2 Key - Student's Book - ISBN: 9781781646410
- Smart Skills A2 Key - Overprinted Edition with answers - ISBN: 9781781646427
- Smart Skills A2 Key - Self-study Edition (with Answers & MP3-Audio CD) - ISBN: 9781781646434
- Smart Skills A2 Key - Audio CDs - ISBN: 9781781646441

## Cambridge Assessment English: A2 Key and A2 Key fS

### Revised Exam Format

Paper 1 - Reading & Writing				Time: 60 mins
Reading				
Part	Task	Questions	Format	Marks
Part 1	3-option multiple choice	6	Candidates have to read six short real-world texts in order to understand the main idea.	6
Part 2	3-option multiple matching	7	Candidates have to read 7 questions and 3 short texts on the same topic and match the questions to the texts.	7
Part 3	3-option multiple choice	5	Candidates have to read one long text for detailed understanding and main ideas.	5
Part 4	3-option, multiple choice cloze	6	Candidates have to read a factual text and choose the correct vocabulary items to complete the gaps.	6
Part 5	Open cloze	6	Candidates have to complete gaps in an email (or the reply) using one word.	6
Writing				
Part 6	Guided writing	1	Candidates have to write a short email or note of <b>25 words</b> or more.	15
Part 7	Picture story	1	Candidates have to write a short story of <b>35 words</b> or more based on three picture prompts.	15
TOTAL		32		60

Paper 2 - Listening				Time: approx. 30 mins (including 6 minutes to transfer answers)
Part	Task	Questions	Format	Marks
Part 1	3-option multiple choice	5	Candidates are required to find key information in five short dialogues and choose the correct visual.	5
Part 2	Gap fill	5	Candidates have to listen to a monologue and complete gaps in a page of notes.	5
Part 3	3-option multiple choice	5	Candidates have to listen to a dialogue for key information and answer five 3-option questions.	5
Part 4	3-option multiple choice	5	Candidates have to identify the main idea, message, gist or topic in five short monologues or dialogues and answer five 3-option questions.	5
Part 5	Matching	5	Candidates have to listen to a dialogue for key information and match five items.	5
TOTAL		25		25

Paper 3 - Speaking				Time: 8-10 mins
Part	Task	Time	Format	Marks
Part 1	Interlocutor asks questions to each candidate in turn	3-4 minutes	Candidates are required to respond to questions, giving factual or personal information. <b>Interaction:</b> Interlocutor - Candidate	25
Part 2	Discussion task with visual stimulus	5-6 minutes	Candidates are required to discuss likes, dislikes and give reasons. <b>Interaction:</b> Candidate - Candidate & Interlocutor - Candidate	

# Contents

Unit	Vocabulary	Reading & Vocabulary	Writing & Grammar	Listening & Vocabulary	Speaking & Vocabulary
<b>Unit 1</b> <b>Sports</b> page 6	Vocabulary Exercises based on Sports - Sports equipment  Related verbs & adjectives	<b>Part 1:</b> Exam Practice & True - False questions  <b>Part 3:</b> Vocabulary exercises & Exam Practice  <b>Part 5:</b> Exam Practice & True - False questions	<b>Part 7:</b> How to write a story - Model answer Exam Practice	<b>Part 1:</b> Prepare to Listen & Exam Practice  <b>Part 5:</b> Vocabulary Exercise & Exam Practice	Vocabulary Exercises & Exam Practice on Part 1 Phase 1 & 2
<b>Unit 2</b> <b>Clothes &amp; Accessories</b> page 14	Definitions & Examples for words related to Clothes & Accessories	<b>Part 1:</b> Exam Practice - Vocabulary Exercises & Open-ended questions  <b>Part 4:</b> Exam practice	Present Cont. - Present Simple Time expressions Expressing ability  <b>Reading Part 5</b>  <b>Writing Part 6:</b> email	Vocabulary Exercises Prepare to Listen  <b>Part 4:</b> Exam Practice	Part 1 & Part 2 Exam practice -  Useful Phrases & Tips
<b>Unit 3</b> <b>Travel &amp; Holidays</b> page 22	Vocabulary Exercises based on Means of transport - Driving - Water Holiday	<b>Part 1:</b> Exam Practice & True - False questions <b>Part 2:</b> Gap Filling Exam Practice & Reading Comprehension <b>Part 4:</b> Exam Practice & True - False questions	<b>Part 6:</b> How to write an email - Model Answer Exam Practice	<b>Part 1:</b> Prepare to Listen exercises & Exam Practice  <b>Part 2:</b> Exam Practice	Vocabulary Exercises & Exam Practice on Part 2 Phase 1 & 2  Useful Phrases
<b>Unit 4</b> <b>Health, Medicine &amp; Exercise</b> page 30	Definitions & Examples for words related to Health, Medicine & Exercise	<b>Part 2:</b> Exam Practice & Open-ended questions  <b>Part 4:</b> Vocabulary Exercises & Exam practice	Simple Past - Past Perfect Simple & Relative Clauses - Practice on Reading Part 5  <b>Writing Part 7:</b> story	Vocabulary Exercises Prepare to Listen  <b>Part 3:</b> Exam Practice	Part 1 & Part 2 Exam practice -  Useful Phrases & Tips
<b>Unit 5</b> <b>Entertainment &amp; Media</b> page 38	Vocabulary Exercises based on Media & Entertainment	<b>Part 1:</b> Exam Practice & True - False questions  <b>Part 3:</b> Gap Filling Exam Practice  <b>Part 5:</b> Exam Practice & True - False questions	<b>Part 7:</b> story Writing sentences using adverbs - Exam Practice	<b>Part 1:</b> Prepare to Listen exercises & Exam Practice  <b>Part 5:</b> Vocabulary Exercise & Exam Practice	Vocabulary Exercises & Exam Practice on Part 1 Phase 1 & 2
<b>Unit 6</b> <b>Education</b> page 46	Definitions & Examples for words related to Education	<b>Part 3:</b> Exam Practice - Vocabulary Exercises & Open-ended questions  <b>Part 4:</b> Exam practice	much / many / (a) lot(s) of / plenty of / (a) little / (a) few / very / too / enough  <b>Reading Part 5</b>  <b>Writing Part 6:</b> email	Vocabulary Exercises Prepare to Listen  <b>Part 3:</b> Exam Practice	Part 1 & Part 2 Exam practice -  Useful Phrases & Tips

Unit	Vocabulary	Vocabulary & Reading	Writing & Grammar	Vocabulary & Listening	Vocabulary & Speaking
<b>Unit 7</b> There's no place like home page 54	Vocabulary Exercises based on Household Items & Home	<b>Part 1:</b> Exam Practice & True-False questions <b>Part 2:</b> Gap Filling Exam Practice & Reading Comprehension <b>Part 4:</b> Exam Practice & True-False questions	<b>Part 6:</b> email Complete sentences using adjectives - Exam Practice	<b>Part 1:</b> Prepare to Listen exercises & Exam Practice <b>Part 2:</b> Vocabulary Exercise & Exam Practice	<b>Part 2:</b> Phase 1 & 2 Exam Practice  Useful words & phrases
<b>Unit 8</b> Communication & Technology page 62	Definitions & Examples for words related to Communication & Technology	<b>Part 1:</b> Exam Practice - Vocabulary Exercises & Open-ended questions <b>Part 4:</b> Exam practice	Simple Future - be going to  <b>Reading Part 5</b>  <b>Writing Part 6:</b> email	Vocabulary Exercises Prepare to Listen  <b>Part 4:</b> Exam Practice	<b>Part 1:</b> Exam Practice  <b>Part 2:</b> Describing pictures - Write complete answers
<b>Unit 9</b> Weather page 70	Vocabulary Exercises based on Types of Weather, Things and Clothes connected to Weather – Related verbs & adjectives	<b>Part 1:</b> Exam Practice & True-False questions <b>Part 3:</b> Gap Filling Exam Practice <b>Part 5:</b> Exam Practice & True-False questions	<b>Part 7:</b> story Making nouns into adjectives – Exam Practice	<b>Part 1:</b> Prepare to Listen exercises & Exam Practice  <b>Part 5:</b> Vocabulary Exercise & Exam Practice	Matching questions with answers & Exam Practice on Part 1 Phase 1 & 2
<b>Unit 10</b> Jobs & Work page 78	Definitions & Examples for words related to Jobs and Work	<b>Part 2:</b> Exam Practice – Vocabulary Exercises & Open-ended questions <b>Part 4:</b> Exam practice	Past Continuous – Simple Past & Past Time Expressions  <b>Reading Part 5</b> <b>Writing Part 7:</b> story	Vocabulary Exercises Prepare to Listen  <b>Part 3:</b> Exam Practice	Part 1 & Part 2 Exam practice  Useful Phrases & Tips
<b>Unit 11</b> Food and Drink page 86	Vocabulary Exercises based on Food, Fruit, Vegetables & Cooking	<b>Part 1:</b> Exam Practice & True-False questions <b>Part 2:</b> Gap Filling Exam Practice & Reading Comprehension <b>Part 4:</b> Exam Practice & True-False questions	<b>Part 6:</b> email  Exam Practice Useful Vocabulary	<b>Part 1:</b> Prepare to Listen exercises & Exam Practice  <b>Part 2:</b> Exam Practice	<b>Part 2:</b> Phase 1 & 2 Exam Practice  Useful phrases
<b>Unit 12</b> The Natural World page 94	Definitions & Examples for words related to the Natural World	<b>Part 3:</b> Exam Practice Vocabulary Exercises & Open-ended questions <b>Part 4:</b> Exam practice	Pr. Perfect & Pr. Perfect Cont. S. Past & Time Expressions with Pr. Perfect  <b>Reading Part 5</b> <b>Writing Part 6:</b> email	Vocabulary Exercises Prepare to Listen  <b>Part 4:</b> Exam Practice	Part 1 & Part 2 Exam practice Useful Phrases & Tips
<b>Grammar Reference</b> for A2 Key & A2 Key FS page 103	<p>This section is a short English grammar guide that includes the main grammar points tested in the <b>A2 Key</b> exam. Each grammatical rule is explained in simple English with many examples in order to help candidates understand how the language is used.</p> <p>By referring to this <b>Grammar Reference</b> section of the book you should be able to remind yourself of the rules of English Grammar.</p>				

# Unit 1

# Sports




## LEAD IN

1. Put the letters for the words in **Vocabulary Box 1**, in the correct order to find **ten** different sports. The first letter has been given to you. Then, match the sports (1-10) with the pictures (a-j).

### Vocabulary Box 1 Sport

1. Cinglcy
2. Betbllaask
3. Flooltab
4. Heckyo
5. Wingdinrusf
6. Veybolllla
7. Ckcteri
8. Sngiik
9. Singdroanowb
10. Tnsine

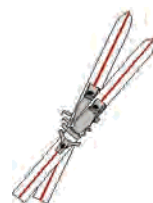
- |                 |              |
|-----------------|--------------|
| 1. Cycling      | 1. <u>e</u>  |
| 2. Basketball   | 2. <u>d</u>  |
| 3. Football     | 3. <u>g</u>  |
| 4. Hockey       | 4. <u>a</u>  |
| 5. Windsurfing  | 5. <u>f</u>  |
| 6. Volleyball   | 6. <u>b</u>  |
| 7. Cricket      | 7. <u>h</u>  |
| 8. Skiing       | 8. <u>i</u>  |
| 9. Snowboarding | 9. <u>j</u>  |
| 10. Tennis      | 10. <u>c</u> |



2. Match the words in **Vocabulary Box 2** with the pictures that follow. Write the letter of the correct word under each picture.

### Vocabulary Box 2 Sports equipment

- a. bat
- b. kit
- c. racket
- d. surfboard
- e. trainers
- f. bathing suit/swimming costume
- g. ski
- h. bike



1. g



2. b



3. h



4. f



5. a



6. d



7. c



8. e



3. Use the words from **Vocabulary Box 3** to fill in the gaps in the email below. You have to put each verb in the correct form.

**Vocabulary Box 3**  
verbs related to Sport

hope win practise belong join  
invite take part watch play improve

To:	sam_t@globalmail.com
From:	bob12@email.co.uk

Hi Sam,

I have some exciting news for you. At the start of this year I (1) joined a basketball team. I enjoy (2) playing basketball very much so it's wonderful to (3) belong to a team. We (4) win lots of games but sometimes we lose. But we are (5) improving and our coach says we'll be the best by the end of the season. We are going to (6) take part in a big competition next month. I wanted to (7) invite you to come and (8) watch us play. We will all get a medal if we win. We have to (9) practise four times a week now. I (10) hope you can come.

Bob

4. Use the words from **Vocabulary Box 4** to fill in the gaps in the newspaper article below.

**Vocabulary Box 4**  
adjectives related to Sport

a. amazing f. excited  
b. brilliant g. favourite  
c. fast h. noisy  
d. important i. terrible  
e. tired j. difficult

**A good game**

Sunday's football match between Brighton and West Ham was (1) a/b. Brighton were so (2) c that West Ham couldn't stop them. John Peters, who is everybody's (3) g player at the moment, played a(n) (4) a/b game. He scored in the first two minutes and not only that but it was a very (5) i goal to score too because it was so far away. The crowd was really (6) f/h. It was so (7) f/h that my ears hurt.

West Ham made a(n) (8) i mistake when they didn't get an easy goal. I think this was because it was almost the end of the game and they were too (9) e. This was a very (10) d game for Brighton as they are now the top team.

5. Now use words from Vocabulary Boxes 1, 2, 3 and 4 to fill in the gaps in the sentences below.

- I don't like to go cycling in the city because there are too many cars and it is dangerous.
- You must have a racket if you want to play tennis.
- I don't like playing rugby but I do enjoy watching it.
- Jenny was so tired after running the marathon that she fell asleep when she got home.
- My football kit was very dirty so I put it in the washing machine.
- I like Chelsea, but Arsenal are my favourite football team.
- You have to practise/play every day if you want to be a brilliant footballer.
- Teams take part in many competitions each year.
- I'd like to join a basketball team but I don't think I'm good enough yet.
- I'm terrible at tennis, so I don't play anymore.



## READING Part 1

## Warm-up questions

1. Do you like playing any sports? What do you like playing?
2. Which team or athlete is your favourite and why?
3. Do you think it is important for children to play a sport? Why/Why not?

In Reading Part 1, you will have six questions.

Each question will have a short text. This might be a sign, notice, message, note, information on something you might buy, or a card. There will be three sentences next to each text.



You have to choose which of the three sentences matches the meaning of the text.

Look at the text and **decide what it is** first. Then, decide **why** it has been written. Look at the three possible answers and choose the correct one. Then, **check** your answer **again**.

Look at the example:

**You must not play ball games on the grass.**

- A. Only football can be played on the grass.
- B. Only children may play ball games on the grass.
- C. No one can play volleyball on the grass.

The correct answer is (C) because the sign says that no one can play any games with a ball on the grass.

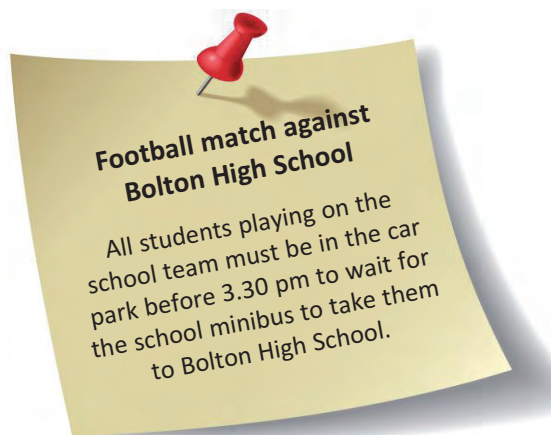
(A) is not correct, because football is a ball game so it cannot be played on the grass.

(B) is not correct, because the sign says that generally ball games cannot be played on the grass. It doesn't say anything about children or adults.

## Exam Practice

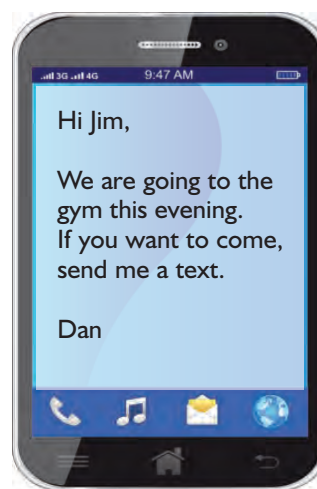
- 1 For each question, choose the correct answer.

1



- A. The match will start at 3.30 pm.
- B. The Bolton High School team will arrive at 3.30 pm.
- C. The school team will have a match in Bolton High School.

2



- A. Jim should ask Dan if he would like to go to the gym.
- B. Jim needs to let Dan know if he wants to exercise with him.
- C. Jim has to invite another friend to the gym.

3

**Children under the age of 8 must not use the swimming pool if they are not with an adult.**

- A. You must be 8 years old, or older, to be in the pool alone.
- B. Children under 8 years old are not allowed in the pool.
- C. The pool is only for the use of adults.

## Further Practice

- 2 Now read the texts in Exam Practice again and say if the following statements are **True** or **False**.

1. (Text 1) The match will be played in the car park. F
2. (Text 1) The minibus will leave before 3.30 pm. F
3. (Text 1) The players must not be late for the bus. T
4. (Text 2) Dan is not going to the gym alone. T
5. (Text 2) Jim should send Dan an email. F
6. (Text 2) Dan is already at the gym. F
7. (Text 3) Children can swim with their parents. T
8. (Text 3) Adults should not use the pool alone. F
9. (Text 3) Both adults and children can use the pool. T



## READING Part 3

## Warm-up questions

1. Would you like a career in sport? Why/Why not?
2. Do you think some athletes get paid too much money? Why/Why not?
3. Is it better to watch sport on TV or in real life? Why?



In Reading Part 3, you will have one long text with 5 multiple-choice questions. Each question will have 3 possible answers. The text will come from a newspaper or magazine article or maybe from a blog on the internet. The best way to do this part is to quickly read the text to get a general understanding of what it is about. Then, read the questions so that you can see what information you are looking for. Read the text a second time and find the answers to the questions.

## VOCABULARY BUILDING

## Glossary

<b>professional (adj)</b>	doing something as a job
<b>positive (adj)</b>	good
<b>achieve (v)</b>	be able to do something
<b>train (v)</b>	prepare yourself for a sport, or activity
<b>playground (n)</b>	place where children can play
<b>serious (adj)</b>	important
<b>activity (n)</b>	something you do
<b>competitive (adj)</b>	wanting to win or be the best
<b>dislike (v)</b>	not like
<b>coach (n)</b>	teacher
<b>fail (v)</b>	not be able to do something
<b>experience (n)</b>	something that happens to us

- 1 Use the correct form of the words in the Glossary to complete the gaps (1-12) in the text.

## Young athletes

The internet and TV have made sport something that we can all watch and want to be a part of. Children often start to play sports in the school (1) playground or park. This is usually fun, but when a sport starts to become (2) serious for the young person, it can change their life. Most (3) professional athletes start at a very young age, usually between 6 and 12 years old. They try different sports until they find one that they are very good at. This is when they start to become (4) competitive and want to win. In some sports like gymnastics, children may be very young when they first compete, so a bad (5) experience at a young age may cause a child to (6) dislike a sport forever and they may never want to play it again. Often this happens when they have a (7) coach that they don't like or when their parents push them too hard. For this reason, it is important that their first sport experiences are fun and they (8) achieve something. This will help them think of sport as a (9) positive thing in their life. They need to be taught that if they don't always win, they mustn't feel that they have (10) failed. If this love of sport becomes a big part of the young person's life, they will need to (11) train for many hours every day. They will also have to stop doing many of the normal (12) activities that their friends do because they will no longer have much free time. It takes a special teenager to do that!

- 2 Before you answer the questions below, look at this example.

Why do more people like sport now?

- A. They have more free time.      B. It is easy to watch it now.      C. It has just started to be on TV.

Answer (A) is wrong because the text does not talk about how much free time people have. Answer (B) is correct because it says, 'The internet and TV have made sport something that we can all watch and want to be a part of.'

Answer (C) is wrong because the text doesn't mention that it has started on TV recently.

## Exam Practice

- 3 Now answer these questions. For question 1-5, choose the correct answer.

1. Where do most children start to play a sport?  
A. in their garden  
B. on a TV game  
C. in a playground
2. What happens when a child starts to play a sport?  
A. They become competitive immediately.  
B. They try out some sports.  
C. They get bored very easily.
3. Why might some young people want to stop playing sports?  
A. They don't have any free time.  
B. They don't like their sports teacher.  
C. Their parents don't want them to play a sport.
4. What is important in the beginning when children play sport?  
A. They must enjoy it.  
B. They must not win.  
C. They must be the best ones in their school.
5. What must a young person do to be good at a sport?  
A. join a team  
B. not go out with friends  
C. practise a lot

## READING Part 5

## Warm-up questions

1. Would you like to join a team to play sport?
2. Do you think the Olympic Games are important?
3. Can sport help people from different countries to be friends?



In Reading Part 5 you will be given a text that has 6 gaps. You have to decide what the missing words are for each gap. You must only put one word in each gap.

## 1 Look at the example below.

## Part of the team

There is something very nice about belonging (1) ..... a team. It's an excellent way to (2) ..... new friends and also it's a good way to get fit. If you are looking (3) ..... ideas to help you choose a sport to play, why not ask your friends what they like to do?



When you do Reading Part 5, you should look at the words **before** and **after** the gap. Look at gap (1). The word before the gap is a verb, 'belonging'. This word is always followed by the word 'to' and then a noun so we know that 'to' has to be the missing word. In gap (2) the word before is 'to' so we need a verb in the gap. The verb has to go with the word after the gap which is 'friends'. We can use the verb 'make' to fill this gap. In gap (3) the verb before the gap is 'looking'. Looking can be followed by 'for' or 'at' and here it means to try to find something so 'for' is the correct answer.

## Exam Practice

- 2 For questions 1-6, write the correct answer.  
Write ONE word for each gap.

From:	Barbara
To:	Thomas
Subject:	The Olympic Games

Hi Thomas,

Thank you (0) *for* your email. It was great to hear your news yesterday. I want to tell you about the day that I went to the Olympic Games here in London. I know how (1) *much* you love sport.

It was a beautiful summer day. We went (2) *by* train to the Olympic stadium in London. (3) *There* were thousands of people in the Olympic village but it was very well-organised. Everyone was excited and happy (4) *to* be there. There were people from many different countries. I (5) *could* hear so many different languages being spoken. It was so nice to listen to them.

We watched the athletics. The athletes were brilliant. A (6) *lot* of people were jumping up and down and shouting because they were so excited. I think it was one of the best days of my life.

Please write to me again soon.  
Barbara

## Further Practice

- 3 Read Barbara's email in Exercise 1 again and say if the following statements are True or False.

1. Thomas wrote to Barbara last week.
2. Thomas is very interested in sport.
3. Barbara went to London by car.
4. The stadium was full of people.
5. Barbara was worried in the stadium.
6. Barbara watched a basketball match.
7. Some of the people got angry.
8. Barbara enjoyed her day very much.

F

T

F

T

F

F

F

T





## WRITING Part 7

## Warm-up questions

1. Have you ever been somewhere exciting? Where did you go?
2. How do you think you would feel at the Olympic Games?
3. Have you won a race or game? How did you feel?



## Writing a story. Describing what happened.



In Writing Part 7, you are given three pictures that show a story. You have to write the story using the information in all three of the pictures. You only have to write about 35 words, so it is not really a long story. The first thing you should do is read all the instructions and make sure that you understand what you have to do. Then, look at the 3 pictures and decide what has happened. Write down any useful words that you can think of to tell your story. Then, write some notes to plan your story. Remember that you must use ALL of the pictures.

- 1 Look at the three pictures below and the notes to see how you can plan your story.



## Notes:

1. John, likes running
2. when teenager, still running, wins races
3. now professional athlete, wins in Olympic Games

Now with the pictures and the help of your notes, you can write an answer like the example below:

## Model answer

John really liked running when he was a young boy. He got older and then he started running in races. When he was twenty, he took part in the Olympic Games and he won a race. He is a brilliant athlete.  
(40 words)

## How can you make your story interesting?

• Give the people a name:

*There was a boy called Jack ...  
One day the Browning family decided to go to the beach ...  
Jim and Ben are brothers ...*

• Say where and when the pictures are happening:



*It was a sunny day in Paris ...  
One winter day in the countryside ...*

• Say what happens in the same order as the pictures:

*at first ...  
after that ...  
then ...  
at the end of the day ...*

## Exam Practice

- 2 Look at the three pictures below. Write the story shown in the pictures. Write 35 words or more.



Write the story.

---



---




---

## LISTENING Part 1

## Prepare to Listen

Listen to the speakers (1-6) and match them to the sport they like to play (a-f).



1. d    2. c    3. a    4. e    5. b    6. f

## How to do Listening Part 1

In Listening Part 1, you will hear five short recordings. Each recording will have a question and three pictures. You have to listen to the speakers and choose the picture that best answers the question.

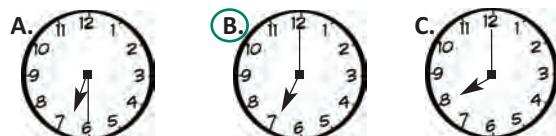
The best way to do Listening Part 1 is to look at the question and the pictures that follow it. Think about the vocabulary that you might hear for each picture. Then, look at the question again. Is the question asking you to listen for a time, date, place, thing, the weather, food, a type of activity etc.? The question will always be very clear and simple so you should easily understand what you are listening for.

Now look at the pictures below and the questions for three conversations. Write down some vocabulary next to each picture that you might expect to hear when you listen.

1. What is David doing tonight?



2. What time does the party start?



3. What will Sally do on Sunday?



## Exam Practice

Now listen to the conversations. For each question choose the correct answer.



PLAY NOW

## LISTENING Part 5

## How to do Listening Part 5

In Listening Part 5, you will listen to a longer conversation between two people who know each other. You will be asked to match two lists. One list will probably be the names of five people and the other list will be objects, subjects, activities etc. These lists will be connected in some way in that they will all be family members, presents, places, different types of food, books, films etc.

The first thing you should do is read the instructions to understand what you must do. Then, look at the questions and think about what the listening is going to be about. You should listen for the first time to get the gist (*general meaning*) and choose the best option for each question. Then, listen again and check all the answers carefully.

Complete the sentences below using the adjectives from Vocabulary Box 1. Use each word once only.

## Vocabulary Box 1 adjectives

terrible	tidy	popular	expensive
boring	thirsty	loud	impossible
strong	clever	fine	outdoor

- George lifts very heavy weights at the gym because he's very strong.
- We didn't go to the football match because the tickets were too expensive.
- I thought it would be impossible for me to win the race against so many older runners, but I did!
- As it's a fine day today, let's go for a run along the beach.
- You don't just have to be healthy to be a professional rugby player; you need to be quite clever too, so that you can decide what the other team are going to do next.
- The fans were very loud when their team scored the winning goal.
- The basketball player had a terrible break in his arm and he was crying because it hurt so much.
- The tennis match was so boring that we decided to go home before the end.
- The players were very thirsty by the end of the game so they drank a lot of water.
- I only enjoy outdoor sports in the summer.
- If you are going to play football in the garden, make sure that the garden is tidy when you finish.
- Brian is a very popular athlete and he has lots of fans.

## Exam Practice

For each question, choose the correct answer. You will hear two teachers talking about the school sports day.

What will each person help with? Example: (0) Mary **B**

## People

- Tony G
- Jenny E
- Mike A
- Anna C
- Stewart F

## Help with

- photography
- barbecue
- umbrellas
- tent
- drinks
- cleaning
- giving information
- teachers' race



PLAY NOW

## SPEAKING Part 1

1. Match the questions (1-8) with the answers (a-l).  
There are 4 answers which you cannot use correctly.

1. What's your name?
2. Where do you live?
3. How old are you?
4. What's your favourite subject?
5. What clothes do you wear to school?
6. Who is your favourite teacher?
7. What do you do in your free time?
8. What sports do you enjoy?

- a. I really like History.
- b. I'm not very good at French.
- c. I like my art teacher most.
- d. No, my house isn't very big.
- e. I live in Seville.
- f. I like cycling.
- g. Only on TV, not playing them.
- h. My name is Mario.
- i. I like listening to music.
- j. I am 13 years old.
- k. I have to wear a uniform.
- l. Yes, I like fashion.

1. h
2. e
3. j
4. a
5. k
6. c
7. i
8. f

2. Complete the sentences below using the words in the **Vocabulary Box**. Use each word **once** only.

**Vocabulary Box** family

aunt	uncle	family
cousin	married	grandchild
grandpa	grandparents	

1. I am the only ..... **grandchild** ..... that my grandmother has.
2. My ..... **uncle** ..... is my mother's brother.
3. My mother and father got ..... **married** ..... two years before I was born.
4. My uncle's son is my ..... **cousin** ..... .
5. My father's sister is my ..... **aunt** ..... .
6. There are six people in my ..... **family** ..... .
7. My ..... **grandpa** ..... looks like my father but older.
8. I am lucky because all four of my ..... **grandparents** ..... are still alive.

**Speaking Part 1 Phase 1** (3-4 minutes)

In Speaking Part 1, **Phase 1**, the interlocutor will ask you very easy questions about yourself. This part is to help you relax and you will only have to give quite short answers.

In Speaking Part 1, **Phase 2**, the interlocutor will ask you two short-answer questions about your daily life, interests, likes, dislikes etc. followed by one longer 'Tell me something about ...' question. You do not talk to the other candidate in Part 1 of the Speaking Test.

**How to do the task**

Listen carefully to the questions and give suitable answers. Do not talk about things that you have not been asked about. You should also try not to give one-word answers, but try to make your answers a little longer by giving reasons and examples wherever possible. However, you are not expected to give very long answers at this stage. Look at this question and the two answers and decide why answer (b) is a better answer.

**Exam Practice**

**Interlocutor:** Who do you live with?

**Candidate answer (a):** I live with my family.

**Candidate answer (b):** I live with my parents and my two little sisters. We also have a dog and a cat.

If you find it difficult to understand a question, you can ask the interlocutor to repeat it. You will not lose marks for doing this.

**Speaking Part 1 Phase 1**

**Interlocutor:** (to both candidates)

**Back-up prompts:**

What's your name?

How old are you?

Where do you come from?

Where do you live?

Are you from ...?

Do you live in ...?

**Speaking Part 1 Phase 2**

**Interlocutor:** Now let's talk about your home.

**Back-up prompts:**

**Candidate A**, how many rooms are there in your home?

Who do you live with?

Do you have your own bedroom?

Do you have any brothers or sisters?

**Candidate B**, do you have a garden?

What's your favourite room in your house?

Do you have a balcony?

Which room do you spend most time in?

**Interlocutor:** Now let's talk about free time.

**Back-up prompts:**

**Candidate B**, what do you do in your free time?

Do you play any sports?

Do you have much free time?

What do you like to play?

**Candidate A**, what do you do to relax?

What do you like to do with your friends?

Do you like watching TV?

Do you like to go out?

**Extended response**

**Interlocutor:**

Now, please tell me what you enjoy doing at the weekends.

**Back-up questions:**

Do you spend time with your family?

Do you go out in the evening?

Do you have to do much homework?